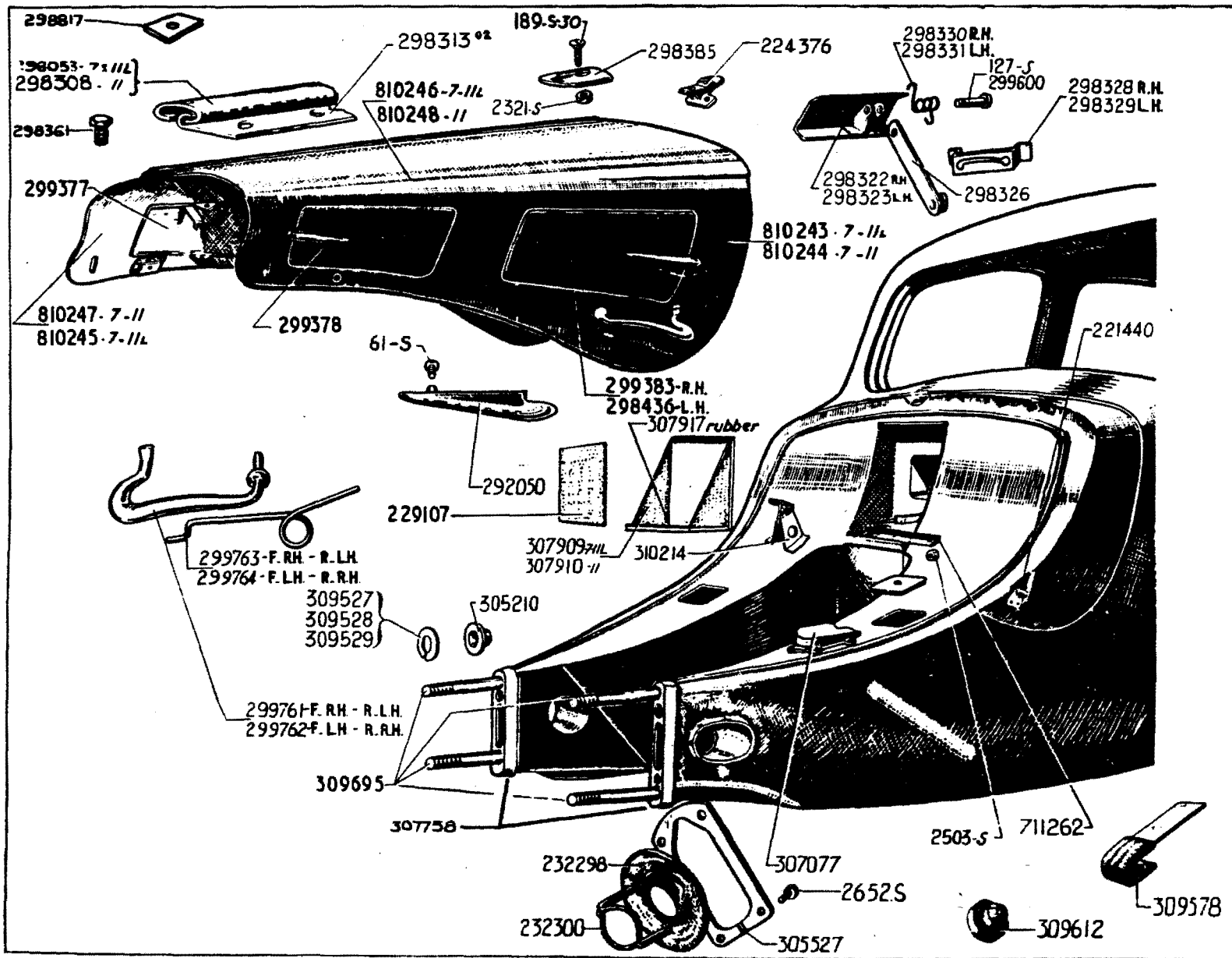


HULL, FRONT

1

Part No.	Description	No. per Assy.	Part No.	Description	No. per Assy.
2503.S	Nut, hex., 7 dia. x 100 pitch. For battery locking clamp.	2	309612	Rubber plug. On hull. No longer supplied	2
2652.S	Screw, F.K., 5 dia., 15 long. Fixing steering column cover plate on hull. (R.VI)	4	309695	Front axle stud, 759 long.	4
229107	Asbestos shield for battery. R.VI	1	310214	Bracket for accelerator control, on bulkhead. For use with down-draught carburettor. (11L & 11)	1
	Lining for steering column hull cover plate. (R.VI)	1	711262	Battery locking clamp. 280 hole centres.	1
232300	Retaining ring for cover plate lining. No longer supplied.	1		For battery trays on British models see Supplement	
305210	Aligning washer for front axle studs.	4			
305527	Steering column cover plate on hull. No longer supplied.	1			
307077	Cover plate for Lockheed master cylinder. R.H. drive. (11)	1			
307758	Plate fixing engine bearer.	2			
307909	Battery tray, 228 long. (R.VI) (7 & 11L)	1			
307910	Battery tray, 278 long. (R.VI) (11)	1			
307917	Rubber rad, 10 x 240 x 280. For battery tray.	1			
309527	Washer, 29 I/dia. x 45 O/dia. x 0.5 thick. For front axle studs.	4			
309528	Washer, 29 I/dia. x 45 O/dia. x 1 thick. For front axle studs.	4			
309529	Washer, 29 I/dia. x 45 O/dia. x 2 thick. For front axle studs.	4			
309578	Handbrake cable bracket.	1			

Part No.	Description	No. per Assy.	Part No.	Description	No. per Assy.
61.S	Screw, round head, 4 dia., 4.5 long. Fixing bonnet vent handle.	4	258917	Rectangular plate 16 x 12 x 4, locating bonnet hinge.	2
127.S	Pin, round head, 5 dia., 20 long. For bonnet stay hinge.	1	299377	Bonnet vent, front R.H.	1
189.S.30	Screw, 6 dia., 25 long. For bonnet hinge cover joint.	1	299378	Bonnet vent, front L.H.	1
2321.S	Nut, hex., 5 dia. x 75 pitch. For 189.S.30.	1	299383	Bonnet vent, rear R.H.	1
221440	Clip for bonnet fastener.	2	299660	Bonnet stay hinge pin.	2
224376	Bonnet hinge bracket rear, 53 long. (R.IV)	1	299761	Bonnet fastener handle, front R.H., rear L.H. for spring 299763. (R.VI)	2
292050	Bonnet vent handle.	4	299762	Bonnet fastener handle, front L.H., rear R.H. for spring 299764. (R.VI)	2
298053	Bonnet centre hinge female portion, chromium plated, drilled at both ends, 1046 long. (7 & 11L)	1	299763	Return spring for bonnet fastener handle, 157 long, front R.H., rear L.H.	2
298313/02	Bonnet centre hinge male portion, 945 long, in pairs.	1	299764	Return spring for bonnet fastener handle, 157 long, front L.H., rear R.H.	2
298322	Bracket for bonnet stay arm, R.H.	1	810243	Bonnet complete. Type with louvres. (7 & 11L)	1
298323	Bracket for bonnet stay arm, L.H.	1	810244	Bonnet complete. Type with louvres. (11)	1
298326	Bonnet stay arm.	2	810245	Bonnet panel R.H. (7 & 11L) (replaced by 810243.)	1
298328	Slide, R.H., for bonnet stay.	1	810246	Bonnet panel L.H. (7 & 11L) (replaced by 810243.)	1
298329	Slide, L.H., for bonnet stay.	1	810247	Bonnet panel R.H. (11) (Replaced by 801244)	1
298330	Return spring R.H., for bonnet stay arm.	1	810248	Bonnet panel L.H. (11) (replaced by 801244)	1
298331	Return spring L.H., for bonnet stay arm.	1	298308	Bonnet centre hinge female portion, chromium plated, drilled at both ends, 1044 long. (11)	1
298361	Screw, hex. head, 6 x 10, with 2 flats, fixing bonnet hinge.	2			
298395	Bonnet hinge cover joint, rear.	1			
298436	Bonnet vent, rear L.H.	1			



ENGINE SUSPENSION

3

Part No.	Description	No. per Assy.	Part No.	Description	No. per Assy.
48E.S	Bolt, hex. head, 7 dia., 20 long. Fixing engine suspension side bracket to hull.	4	452076	Engine side suspension bracket, right side, straight with no offset, overall length 188. (11)	1
663.S	Bolt, hex. head, 8 dia., 15 long. Fixing housing for rear engine mounting.	4	452079	Side suspension spring, R.H. and L.H. Replaced by 456900.	2
66E.S	Bolt, hex. head, 8 dia., 20 long. Fixing suspension side brackets to engine.	6	452081	Rubber pad for spring retaining cup.	2
844.S	Bolt, hex. head, 10 dia., 20 long. Fixing engine to rear mounting and front suspension.	6	452083	Spring retaining cup, metal and rubber, outer diameter 68, total thickness 21.5.	2
			452086	Side suspension bracket on hull.	2
			452088	Rear engine rubber cushion. 45 thick.	1
2551.S	Nut, hex., 8 dia. x 125 pitch. For 665.S.	6	452389	Lockwasher, double, hole centres 26. For 844.S.	1
2669.S	Nut, hex., 12 dia. x 175 pitch. For side suspension adjustment.	2	452401	Adjusting screw, special, 66 long. For side suspension spring adjustment.	2
89760	Washer, 15 I/dia. x 28 O/dia. x 2.4 thick. For side suspension spring.	2	452446	Engine side suspension bracket, left side, curved type with offset 10, overall length 50. Special for rack and pinion steering. (7 & 11L)	1
308261	Felt packing, 88 long, 20 wide, 8 thick. For rear engine mounting housing. (No longer supplied)	2	452456	Engine side suspension bracket, left side, curved type with offset 10, overall length 107. Special for rack and pinion steering. (7 & 11L)	1
452074	Engine side suspension bracket, left side, straight with no offset, overall length 50. (7 & 11L)	1	452486	Side suspension bracket on hull, right side. R.H. drive.	1
452075	Engine side suspension bracket, right side, straight with no offset, overall length 107. (7 & 11L)	1	454070	Rear engine rubber cushion, 30 thick.	1
452075	Engine side suspension bracket, left side, straight with no offset, overall length 107. (11)	1	456145	Housing for rear engine mounting 454070. Flange 8 wide.	1

4

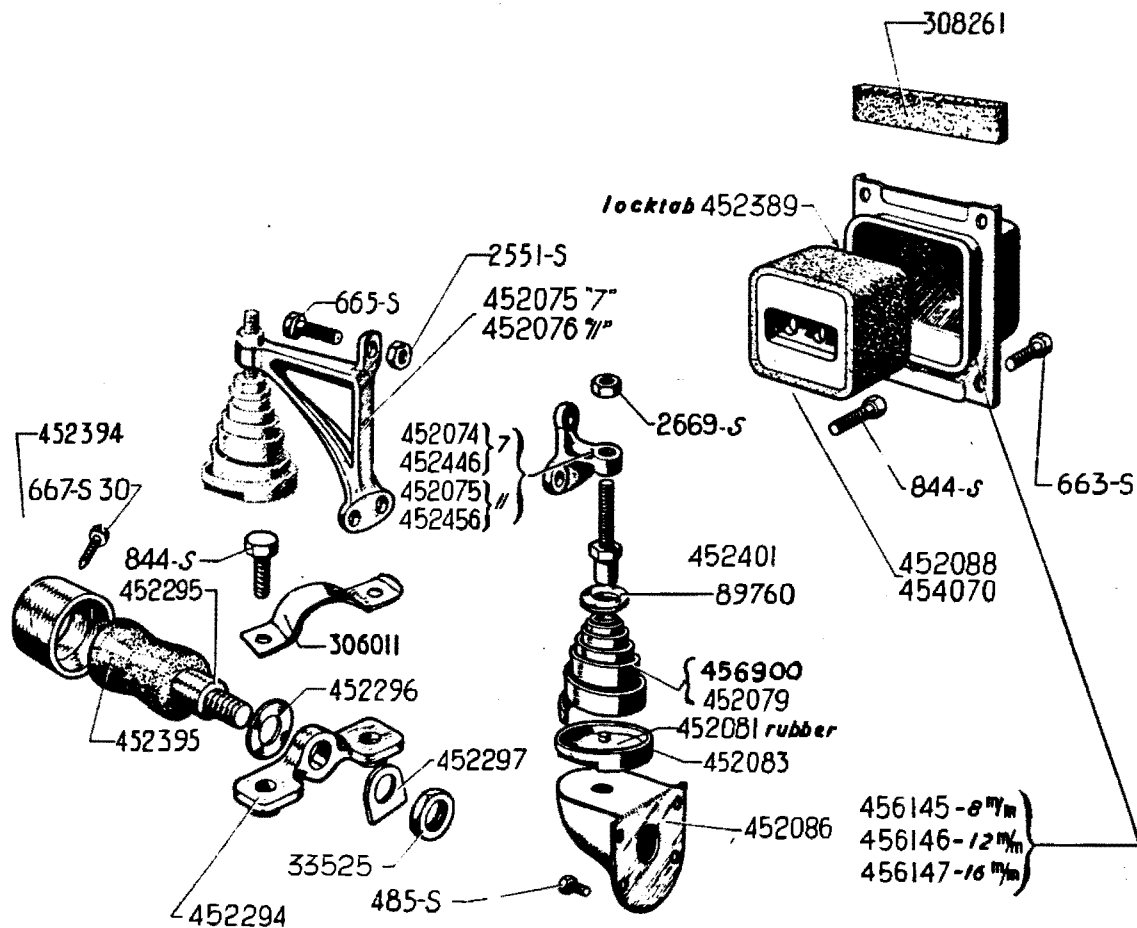
ENGINE SUSPENSION

Part No.	Description	No. per Assy.	Part No.	Description	No. per Assy.
456146	Housing for rear engine mounting 454070. Flange 12 wide.	1			
456147	Housing for rear engine mounting 454070. Flange 16 wide.	1			
456900	Rear suspension spring R.H. and L.H. Replaces 452079.	2			

ENGINE SUSPENSION

5

Part No.	Description	No. per Assy.	Part No.	Description	No. per Assy.
667.S.30	Bolt, hex. head, 8 dia., 25 long, with slot in head to retain bush 4F2394.	1			
F44.S	Bolt, hex. head, 10 dia., 20 long. For suspension brackets.	4			
33F25	Nut, hex., 14 dia. x 200 pitch. For swivel pin.	2			
306011	Lockwasher, double, hole centres 55.	2			
4F2294	Bracket for front engine suspension.	2			
4F2295	Swivel pin, 20 dia., overall length 89, threaded 14 dia. For front engine suspension.	1			
4F2296	Packing washer, 16 I/dia. x 40 O/dia.	2			
4F2297	Lockwasher for swivel pin fixing nuts.	2			
4F2394	Intermediate bush, aluminium, 50 O/dia., 36 long.	1			
4F2395	Bush, rubber, double conical, 38 O/dia., 38 long.	1			



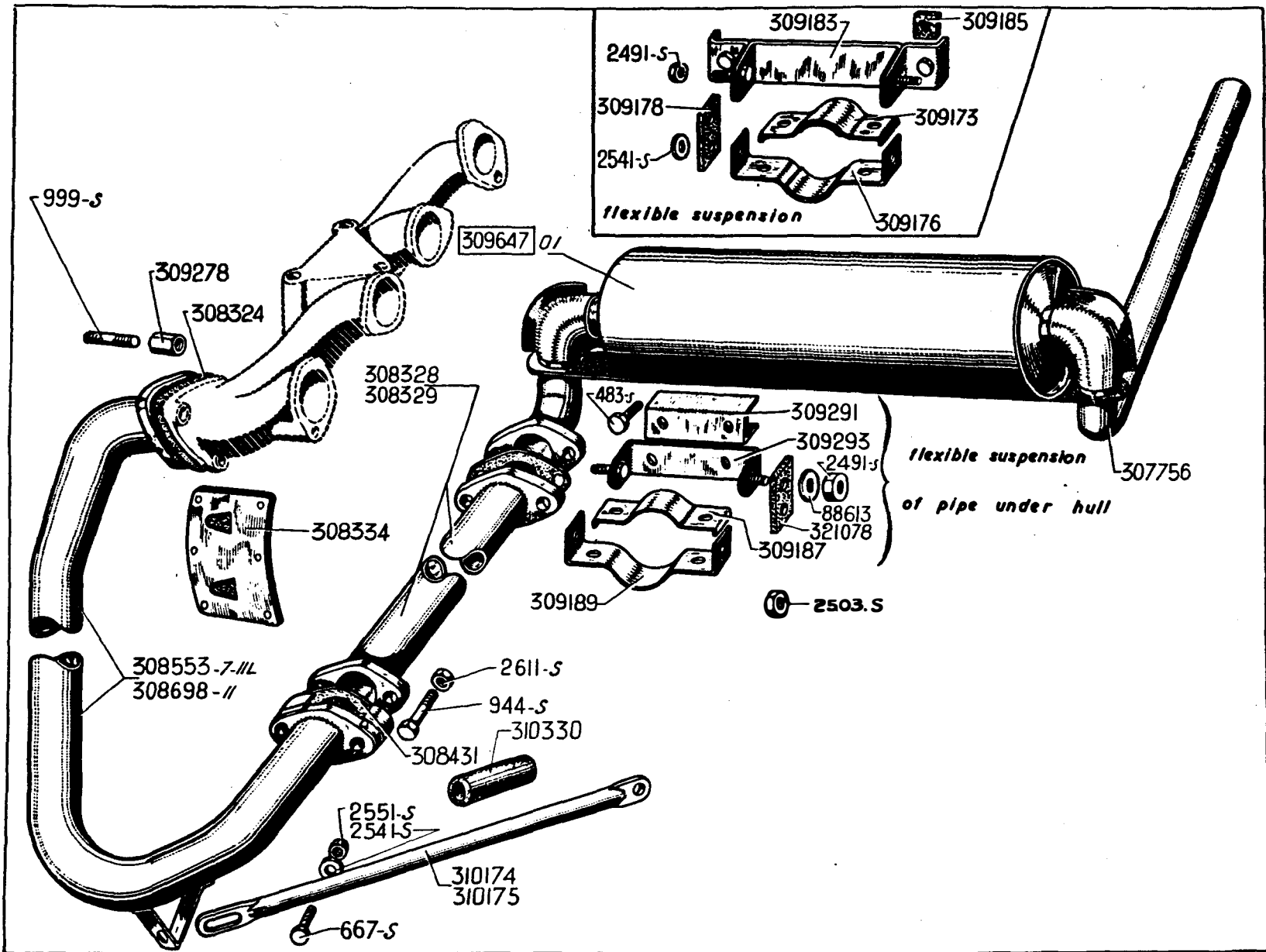
6 EXHAUST.

Part No.	Description	No. per Assy.	Part No.	Description	No. per Assy.
667.S	Bolt, hex. head, 8 dia., 25 long. For exhaust pipe tie rod.	2	308553	Vertical exhaust pipe with flanges, 54 O/dia. length 490 from centre to centre, length of straight portion at end with 3-hole flange 75. (7 & 11L)	1
944.S	Bolt, hex. head, 10 dia., 45 long. Fixing flanges of exhaust pipe under hull.	4	308698	Vertical exhaust pipe with flanges, 54 O/dia. length 490 from centre to centre, length of straight portion at end with 3-hole flange 135. (11)	1
999.S	Stud, 10 dia., 47.5 long, threaded portions 15 and 20 long. For vertical exhaust pipe manifold flange.	3	309275	Nut, 10 dia. x 150 pitch, 20 long. For vertical exhaust pipe manifold flange.	3
2541.S	Washer, 8 1/2 dia. x 19 O/dia. For exhaust pipe tie rod fixing.	2	309647/01	Silencer with front tube, without tail pipe. Length of silencer body 550.	1
2551.S	Nut, hex., 8 dia. x 125 pitch. For exhaust pipe tie rod fixing.	4	310174	Tie rod for vertical exhaust pipe, 543 long. (7 & 11L)	1
2611.S	Nut, hex., 10 dia. x 150 pitch. For bolts fixing flanges of exhaust pipe under hull.	4	310175	Tie rod for vertical exhaust pipe, 598 long. (11)	1
307756	Tail pipe, length 950 from top of bend to end of pipe.	1	310330	Rubber insulator for tie rod. (No longer supplied.)	1
308324	C. & A. joint, with three holes 11 dia., spaced at 65. For exhaust pipe manifold flange. (R.VI)	1		For silencers on British models see Supplement.	
308328	Exhaust pipe under hull, overall length 1890. (7 & 11L)	1			
308329	Exhaust pipe under hull, overall length 2073. (11)	1			
308334	Dynamo shield on exhaust pipe flange.	1			
308431	C. & A. joint, hole centres 70. For flanges of exhaust pipe under hull. (R.VI)	2			

EXHAUST, SPECIAL PARTS FOR FLEXIBLE FITTING

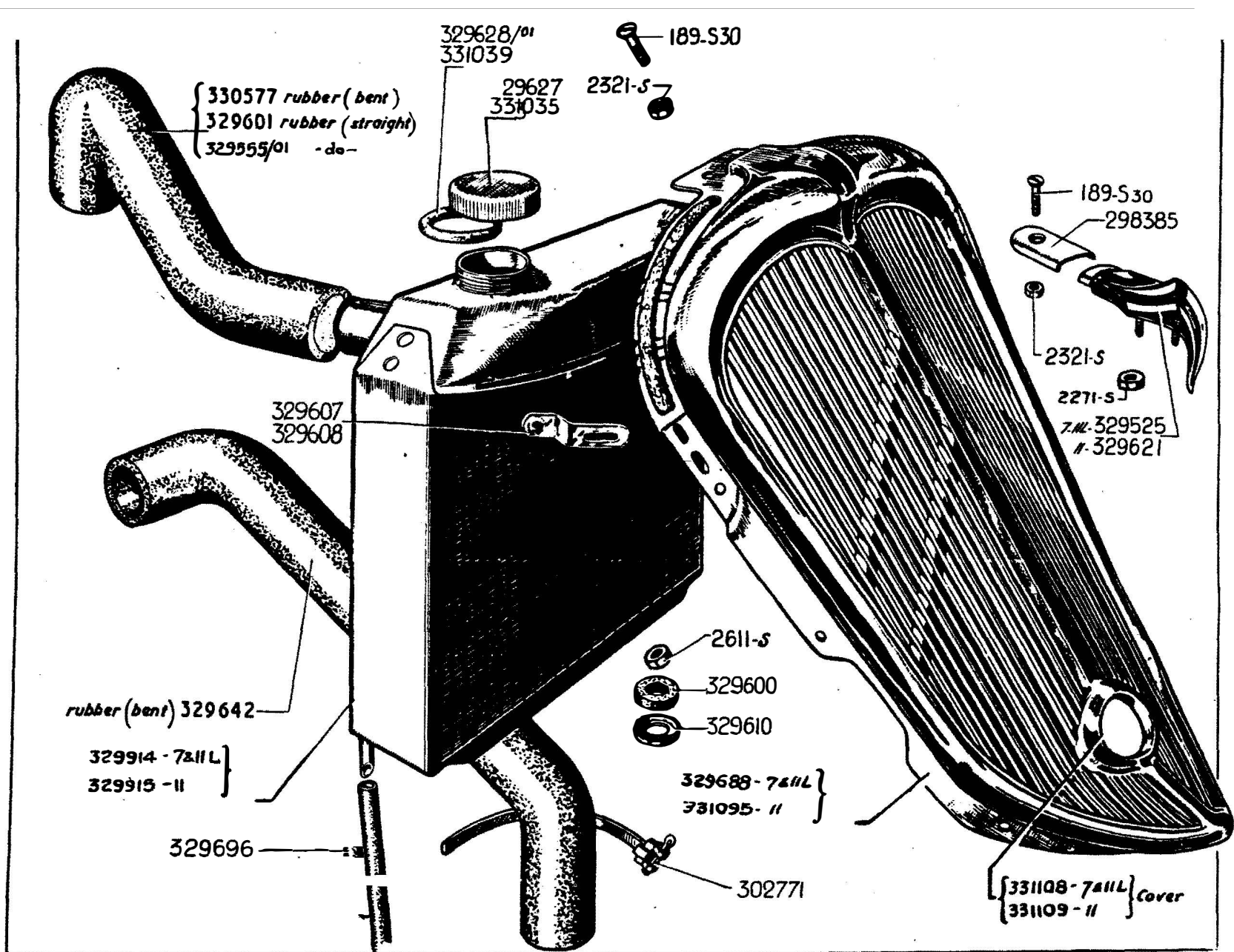
7

Part No.	Description	No. per Assy.	Part No.	Description	No. per Assy.
483.S	Bolt, hex. head, 7 dia., 15 long. Fixing bracket 309293 to 309291.	2	309293	Bracket assembly, fixing hole centres 60, overall length 110. Fitted to 309291 and for suspension of exhaust pipe under hull.	1
2491.S	Nut, hex., 7 dia. x 100 pitch. Fixing clip and suspension plates.	4	321078	Flexible suspension plate, 96 x 38 x 10. For suspension of exhaust pipe under hull.	
2501.S	Washer, 8 1/2 dia. x 18 O/dia. For tail pipe flexible mounting.	4			
2502	Nut, hex., 7 x 100, for screw fixing clips.	4		For Silencers on British models see Supplement.	
88613	Washer, 7 1/2 dia. x 30 O/dia. x 2.4 thick. For flexible mounting on tubular crossmember.	2			
309173	Upper clip, hole centres 66, with packing piece. For tail pipe fixing.	1			
309176	Lower clip, overall length 110, with packing piece. For tail pipe fixing.	1			
309178	Flexible suspension plate, 64 x 38 x 9. For tail pipe fixing.	2			
309183	Bracket assembly, overall length 197, with four welded bolts.	1			
309185	Insulating plate, 38 x 32 x 10, with one hole. For tail pipe fixing.	2			
309187	Upper clip, hole centres 66. For exhaust pipe under hull.	1			
309189	Lower clip, overall length 110. For exhaust pipe under hull.	1			
309291	Suspension bracket, hole centres 50, overall length 70. Fitted on tubular crossmember.	1			



RADIATOR, COOLING SYSTEM

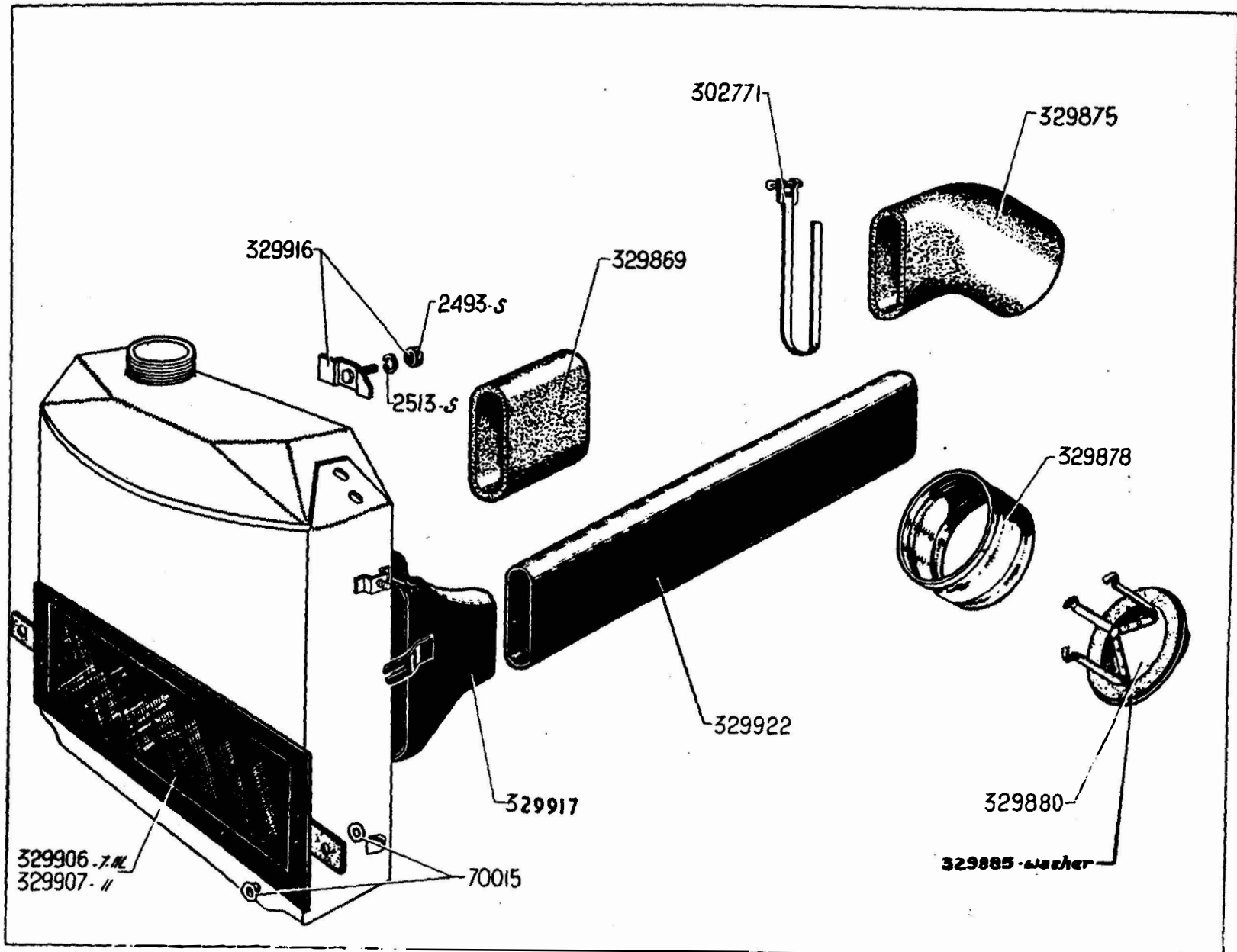
Part No.	Description	No. per Assy.	Part No.	Description	No. per Assy.
189.S.30	Screw, raised head, pointed, 5 dia., 25 long. Fixing bonnet hinge cover plate. (7 & 11)	1	329627	radiator filler cap, threaded 60 dia. x 200 pitch. (R.VI) (7 & 11)	1
2271.S	Nut, hex., 4 dia. x 75 pitch. Fixing radiator shell motif. (7 & 11)	2	329629/01	Cork washer, 49 I/dia. x 59 O/dia. x 3 thick. For radiator filler cap. (R.VI) (7 & 11)	1
2321.S	Nut, hex., 5 dia. x 75 pitch. Fixing bonnet hinge end plate. (7 & 11)	1	329642	radiator hose lower, moulded 40 I/dia. x 50 O/dia. For fitting to pump with vertical outlet. (7 & 11)	1
2611.S	Nut, hex., 10 dia. x 150 pitch. Fixing radiator. (7 & 11)	2	329688	Radiator shell (steel). (7 & 11L)	1
298385	Bonnet hinge cover plate. (7 & 11)	1	329696	Radiator overflow pipe, rubber. (7 & 11)	1
302771	Hose clip. (R.VI) (7 & 11)	8	329914	Radiator block. (7 & 11L)	1
329525	radiator shell motif with flange. Add one bonnet hinge cover plate 298385, 1 screw 29325, and 1 nut 2321.S (R.IV). (7 & 11L)	1	329915	Radiator block. (11)	1
329555/01	Radiator hose, upper. Replaces 329601.	1	330577	Radiator hose upper, moulded 40 I/dia. x 50 O/dia. For fitting to pump with vertical outlet. (7 & 11)	1
329600	Rubber bush, 25 O/dia. x 12 bore. For radiator block mounting. (7 & 11)	2	331035	radiator filler cap, not threaded, less chain (R.VI) (7 & 11) (replaced by 329627.)	1
329601	radiator hose upper, outlet, straight, 37 I/dia. x 48 O/dia., 120 long. For fitting with pump with horizontal inlet and outlet connections. (7 & 11L) (replaced by 329555/01.)	1	331039	Washer, 50 I/dia. x 65 O/dia. For filler cap 331035. (R.VI) (7 & 11)	1
329607	Clip, 110 long, 25 wide. Fixing stoneguard to radiator block. (7 & 11L)	2	331095	radiator shell (steel). (11)	1
329608	Clip, 125 long, 25 wide. Fixing stoneguard to radiator shell. (11)	2	331108	Cover for starting handle hole in radiator shell. (7 & 11L)	1
329610	Cup, 34 dia., with 10 dia. hole. For radiator mounting. (7 & 11)	2	331109	Cover for starting handle hole in radiator shell. (11)	1
329621	radiator shell motif with flange. (11)	1		For English radiator block and shell see Supplement.	



CAR AIR HEATER

9

Part No.	Description	No. per Assy.	Part No.	Description	No. per Assy.
2493.S	Nut, hex., 7 dia. x 100 pitch. Fixing air inlet.	2			
2513.S	Washer, spring, 7 dia.	2			
70015	Eyelet for fixing front screen. (R.VI)	2			
302771	Hose clip. (R.VI)	4			
329E69	Rubber connecting sleeve for duct, radiator side.	1			
329E75	Rubber connecting sleeve for duct, dashboard side.	1			
329E76	Inlet ring on hull.	1			
329E80	Air heater plug.	1			
329E85	Rubber washer, 48 x 78 x 5, for air heater plug	1			
329906	Radiator screen, 435 long. (7 & 11)	1			
329907	Radiator screen, 495 long. (11)	1			
329916	Bracket for air inlet support plate with bolt. (R.VI)	1			
329917	Air inlet, fitting against radiator block.	1			
329922	Heater duct, from radiator to inlet ring.	1			



PETROL TANK, PIPES & FITTINGS

Part No.	Description	No. per Assy.	Part No.	Description	No. per Assy.
76.S.30	Screw, 4 x 30, fixing Jaeger tank unit.	3			
80.S.30	Screw, round head, pointed, 4 dia., 15 long. Fixing petrol gauge tank unit.	3	330216	Petrol gauge tank unit, type O.S., 6 volt. For use when instrument panel is in line with steering. Length of arm from centre to centre 165. (R.VI)	1
76E.S	Bolt, hex. head, 8 dia., 55 long. Fixing petrol tank straps.	2	330288 586354	Gauge unit. (Description as 587541) (R.VI) Petrol tank filler cap. (R.VI)	1 1
1303.S	Union nut, hex., 12 dia. x 100 pitch. For bi-conical union.	1	586356	Washer, 44 I/dia. x 65 O/dia. For petrol tank filler cap. (R.VI)	1
1383.S	Union, hex., 12 dia. x 100 pitch. Used with bi-conical union.	1	587047	Drain plug threaded 20 dia. x 150 pitch, with filter. For petrol tank. (R.VI)	1
1563.S	Bi-conical union, 8 dia.	1	587050	Washer, 20 I/dia. x 30 O/dia. For drain plug 587047. (R.VI)	1
1701.S	Double-ended union, 12 dia. x 100 pitch. For petrol pipes.	1	587499	Clip, single, 32 long, 15 wide. Fixing petrol pipes.	10
2071.S	Banjo union, 12 dia.	1			
2470.S	Copper washer, 12 I/dia. x 17 O/dia. x 2 thick. For petrol tank outlet pipe. (R.VI)	2	587541	Petrol gauge tank unit, Jaeger type, 6 volt. Length of arm from centre to centre 163. (R.VI)	1
2551.S	Nut, 8 dia. x 125 pitch. For petrol tank strap fixing bolt.	2	588276	Petrol tank, approximate capacity 45 litres, length 960, width 315, height 170, with one filler neck. For bodies with locker entry in rear panel. (R.VI) (7 & 11L)	1
32961	Joint, 12 I/dia. x 22 O/dia. x 1 thick. For drain plug without filter. (R.VI)	1			
11275E	Joint, 37 I/dia. x 55 O/dia., with 3 holes 4.5 dia. For petrol gauge tank unit.	1	58827E	Petrol tank, approximate capacity 50 litres, length 1060, width 315, height 170, with one filler neck. For bodies with locker entry in rear panel. (R.VI) (11)	1
221354	Rubber grommet for petrol tank filler neck. (R.IV)	1	585567	Strap complete. For 588276 and 58827E.	4
224166	Rubber grommet for petrol tank filler neck. (R.IV)	1	589168	Nut, hex., domed, 12 dia. x 125 pitch. For petrol tank outlet pipe.	1

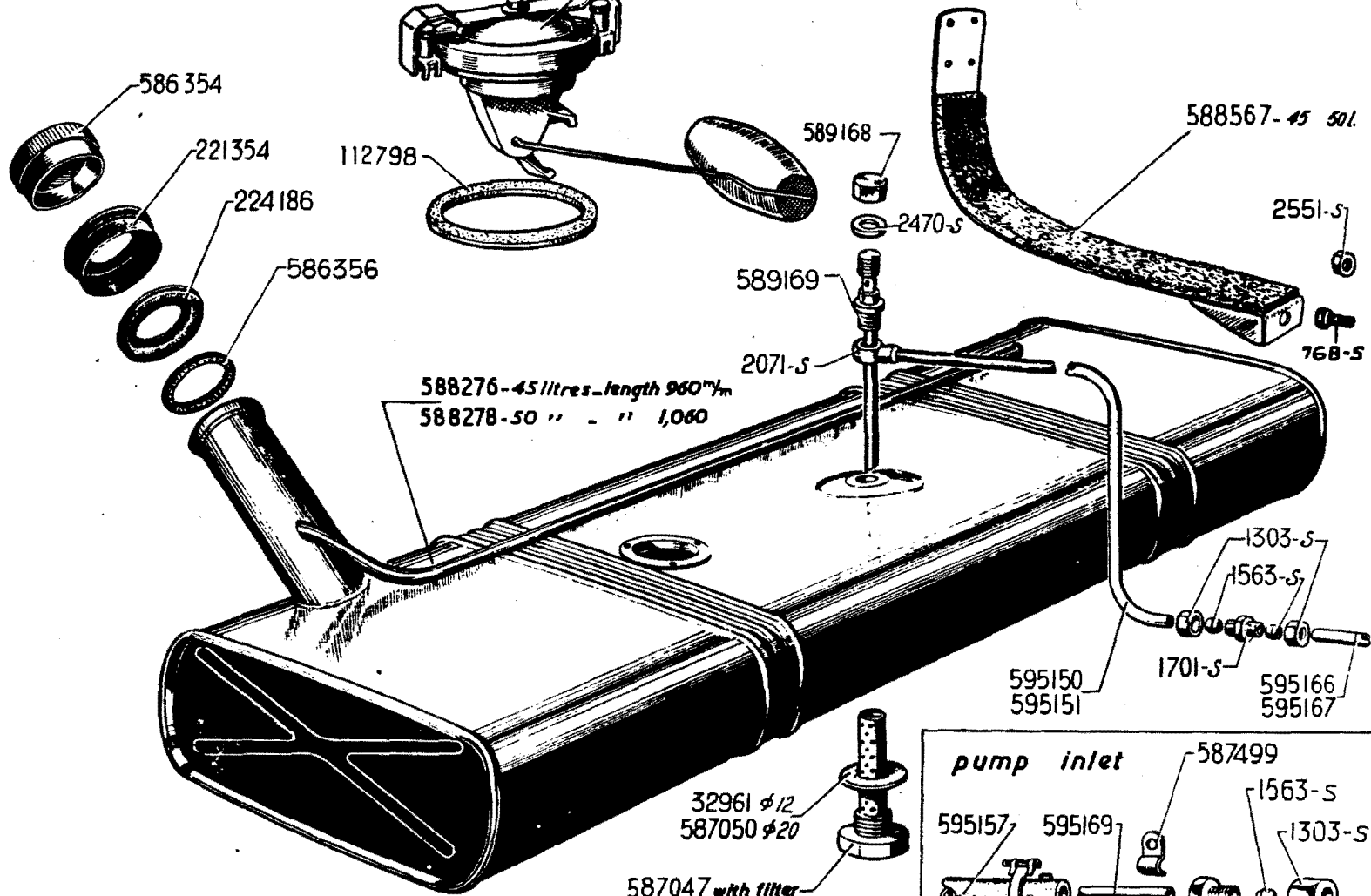
PETROL TANK, PIPES & FITTINGS

11

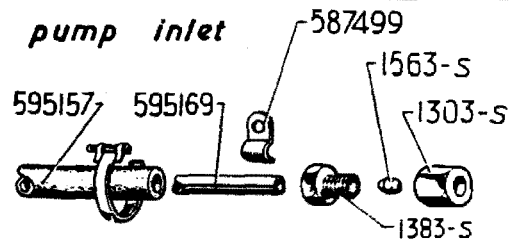
Part No.	Description	No. per Assy.	Part No.	Description	No. per Assy.
589169	Petrol tank outlet pipe, with upper nut detachable, overall length 205. For 588276 and 588278.	1			
595150	Petrol pipe, 2255 long, from tank to union. (7 & 11L)	1			
595151	Petrol pipe, 2255 long, from tank to double-ended union. (11)	1			
595157	Flexible petrol pipe, rubber, 8 I/dia. x 14 O/dia. x 190 long.	1			
595166	Petrol pipe, 2310 long, from union to flexible pipe. (7 & 11L)	1			
595167	Petrol pipe, 2505 long, from double-ended union to flexible pipe. (11)	1			
595169	Petrol pipe, 210 long, from flexible pipe to petrol pump.	1			
910509	Piping, 6 I/dia. x 8 O/dia. In length as required. (R.VI)				
	For British petrol tank and fittings see Supplement.				

76-530
80-530

330288
587541 7 & 11 - 45 and 50 litres - Jaeger.
330216 7 & 11L - 45 litres. O.S.



pump inlet



12 PETROL SYSTEM, GUIOT PUMP

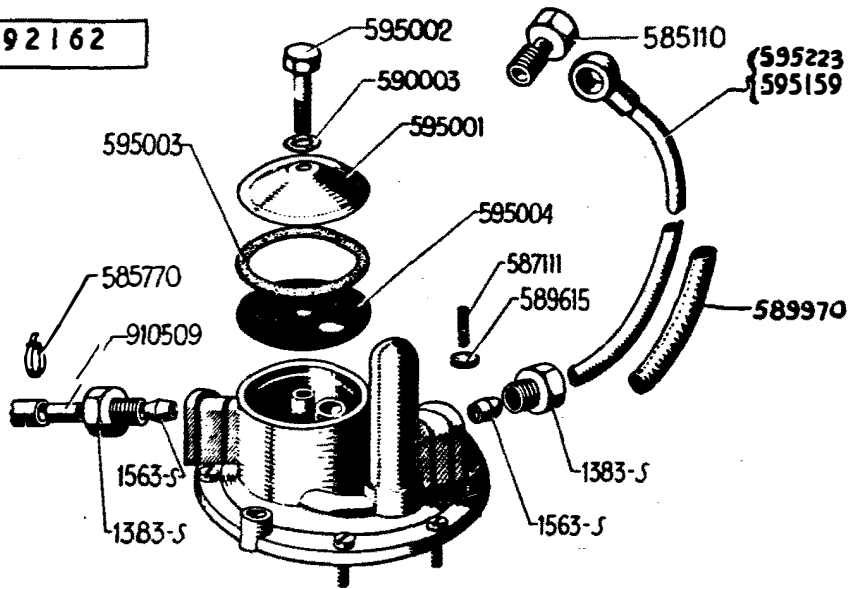
Part No.	Description	No. per Assy.	Part No.	Description	No. per Assy.
66E.S	Bolt, hex. head, 8 dia., 20 long. Fixing petrol pump.	2	589618	Spring for lever, 10 O/dia. For pump without reservoir. (R.VI)	1
13F3.S	Union bolt, hex., 12 dia. x 100 pitch. For pump bi-conical union.	2	589619	Diaphragm regulating spring, 24 O/dia. For pump without reservoir. (R.VI)	1
1563.S	Bi-conical union, 8 dia.	2	589970	Rubber pipe, 8.5 I/dia. x 11 O/dia. x 515 long. For insulating pump to carburettor petrol pipe.	1
5E5110	Union screw, 12 dia., 22 long. On horizontal carburettor.	1	590003	Washer, 6 I/dia. x 12 O/dia. For pump centre screw. (R.VI)	1
5E5770	Clip for flexible petrol pipe, petrol pump end. (R.VI)	1	592162	Guiot petrol pump, type K, straight inlet and outlet.	1
5E6415	Flexible pipe, 370 long. (Two straight unions) (R.VI)	1	595001	Dome for petrol pump. (R.VI)	1
5E6677	Diaphragm, 91 dia. (Per set of four) (R.VI)	1	595002	Bolt, hex. head, 6 dia., 19 long. Fixing petrol pump dome. (R.VI)	1
5E6879	Spindle, 6 dia., 42 long. For control lever. (R.VI) (No longer supplied)	1	595003	Joint, 36 I/dia. x 44 O/dia. For petrol pump dome. (R.VI)	1
5E7111	Spring for valve, 5.5 O/dia. (R.VI)	2	595004	Gauze filter for petrol pump. (R.VI)	1
5E7393	Priming lever for pump. (R.VI)	1	595022	Cork gasket, hole centres 66. Between pump and cylinder block. (R.VI)	1
5E742E	Diaphragm control spring, 22 O/dia. For pump with reservoir.	1	595157	Flexible petrol pipe, 8 I/dia. x 14 O/dia. x 190 long.	1
5E8730	Shield for petrol pump.	1	595159	Petrol pipe, pump to carburettor, 570 long, with one banjo union 19.5 thick. Replaced by 595223.	1
5E9613	Petrol pump control lever, 111 long. For pump without reservoir.	1	595139	Flexible petrol pipe, 210 long. To petrol pump.	1
5E961F	Valve for petrol pump, 14.5 dia. For pump without reservoir. (R.VI)	1			

PETROL SYSTEM, GUIOT PUMP

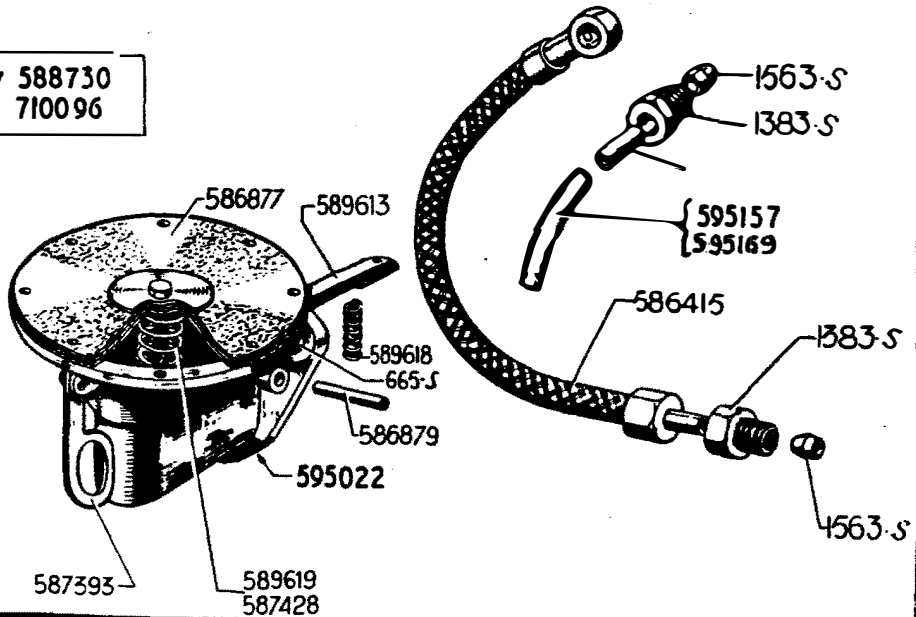
13

Part No.	Description	No. per Assy.	Part No.	Description	No. per Assy.
595223	Petrol pipe, pump to carburettor, with rubber cover 810 long, with one banjo union 19.5 thick. (Replaces 595159.)	1			
710096	Rubber grommet, 38 I/dia. x 65 O/dia. For petrol pipe on pump shield. (R.VI)	1			
910509	Piping, 6 I/dia. x 8 O/dia. Sold by the metre in lengths as required. (R.VI) For British A.C. Petrol Pump, see Supplement.				

592162



protection shield 588730
rubber grommet 710096

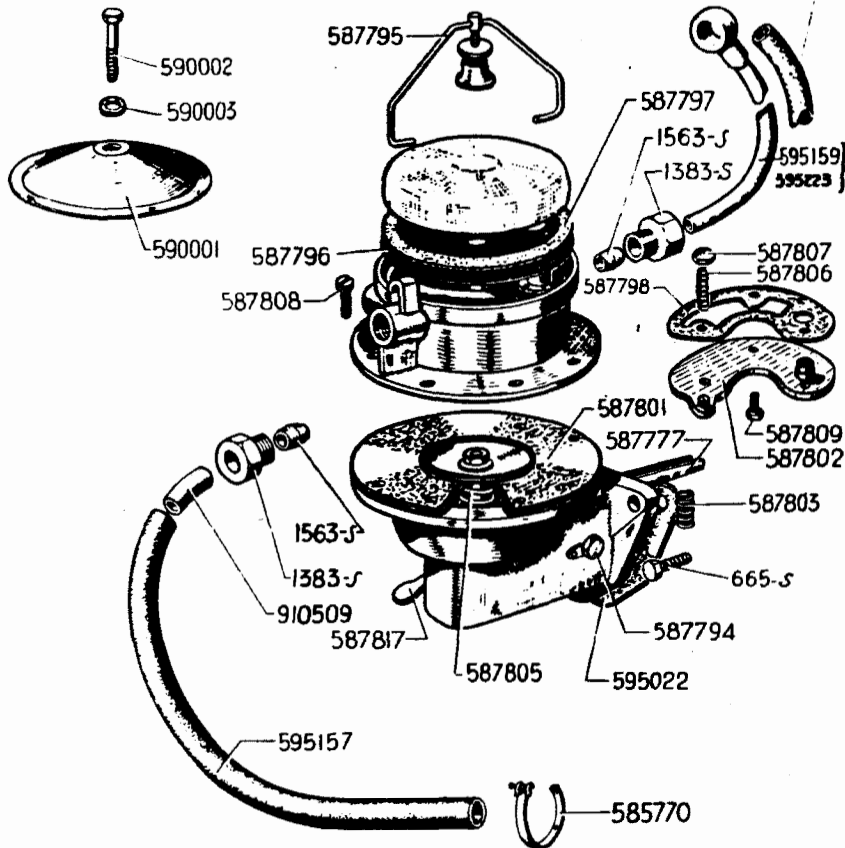


Part No.	Description	No. per Assy.	Part No.	Description	No. per Assy.
665.S	Bolt, hex. head, 8 dia., 20 long. Fixing petrol pump to cylinder block.	2	5E7E06	Screw, round head, 5 dia., 10 long. Fixing petrol pump base. (R.VI)	8
13E3.S	Union, hex. head, 12 dia. x 100 pitch. For bi-conical union.	2	5E7E09	Screw, countersunk head, 4 dia., 12 long. Fixing valve spring retaining plate. (R.VI)	2
15E3.S	Bi-conical union, 8 dia.	2	5E7E17	Petrol pump priming lever, with nut. (R.VI)	1
5E5770	Clip for flexible petrol pipe. (R.VI)	2	5E7730	Shield for petrol pump. (R.VI)	1
5E7777	Petrol pump actuating lever. (R.VI)	2	5E9970	Rubber piping, 8.5 I/dia. x 11 O/dia. x 515 long. For insulating petrol feed pipe from pump to carburettor.	1
5E7794	Cap nut for spindle. (R.VI)	1	590001	Bowl, metal, 73 dia. (R.VI)	1
5E7795	Clip, complete with nut and pressure pad. Fixing petrol pump bowl. (R.VI)	1	590002	Screw, hex. head, 6 dia., 20 long. Fixing metal bowl. (R.VI)	1
5E7796	Filter, 67 dia. For bowl. (R.VI)	1	590003	Joint washer, 6 I/dia. x 12 O/dia. For screw fixing metal bowl. (R.VI)	1
5E7797	Joint washer, 73 dia. For bowl. (R.VI)	1	5921E3	Petrol pump, type S.E.V., with straight type inlet and outlet.	1
5E779E	Joint for valve spring retaining plate. (R.VI)	1	595022	Joint, cork, with hole centres 66. Between pump and cylinder block. (R.VI)	1
5E7E01	Diaphragm, 102 dia. (in sets). (R.VI)	1	595157	Flexible petrol pipe, 8 I/dia. x 14 O/dia. x 190 long. (R.III)	1
5E7E02	Retaining plate for petrol pump valve springs. (R.VI)	1	5951E9	Petrol pipe, 570 long, with barjo union 13.5 thick. from pump to carburettor. Replaced by 595223.	1
5E7E03	Actuating lever spring, 12 dia. (R.VI) (No longer supplied)	1	5951E9	Petrol pipe, 570 long, with barjo union 13.5 thick. from pump to carburettor. Replaced by 595223.	1
5E7E0E	Diaphragm control spring, 27 dia. (R.VI)	1	5951E9	Petrol pipe, 570 long, with barjo union 13.5 thick. from pump to carburettor. Replaced by 595223.	1
5E7E06	Spring for valve, 8 dia. (R.VI)	1	5951E9	Petrol pipe, 570 long, with barjo union 13.5 thick. from pump to carburettor. Replaced by 595223.	1
5E7E07	Valve, 14 dia. (R.VI)	1	5951E9	Petrol pipe, 570 long, with barjo union 13.5 thick. from pump to carburettor. Replaced by 595223.	1

592163

592163

589970



588730 *protection shield*
 710096 *rubber grommet*

Part No.	Description	No. per Assy.	Part No.	Description	No. per Assy.
595223	Petrol pipe, pump to carburettor, with rubber cover 810 long, with one banjo union, 19.5 thick. (Replaces 595159.)	1			
710096	Rubber grommet, 38 I/dia. x 65 O/dia. For petrol pipe on pump shield.	1			
910509	Piping, 6 I/dia. x 8 O/dia. Sold by the metre in lengths as required. For British A.C. Petrol Pump, see Supplement.				